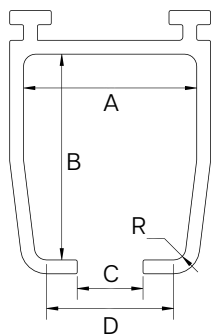
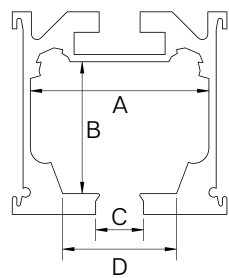


Ceiling Track Identifier



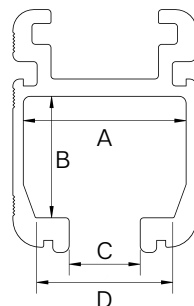
1

Prism



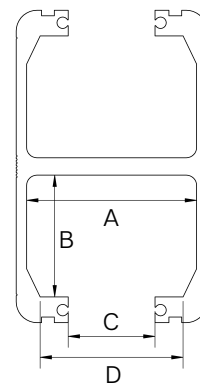
2

Guldmann



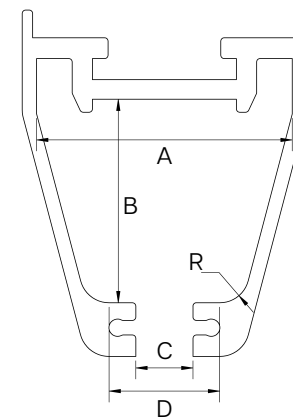
3

Liko



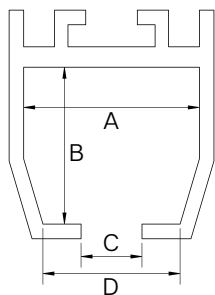
4

Arjo/BHM/Oxford



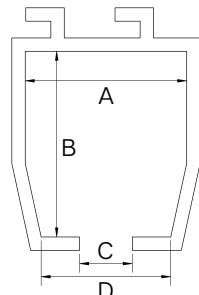
5

Humancare



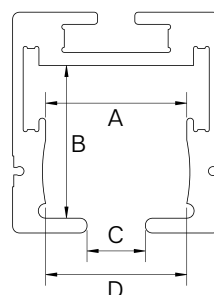
6

Liftech



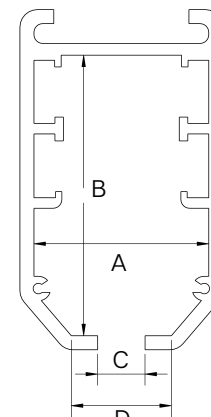
7

Oxford (Wide)



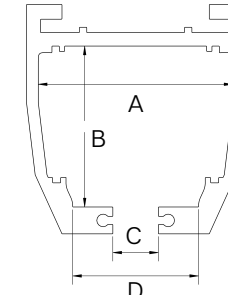
8

Lina



9

Invacare



10

Arjo

Ceiling Track Identifier

		Track Profile									
		1	2	3	4	5	6	7	8	9	10
Dimensions	A	50	51.4	47	49	73.75	51.9	57.9	41.35	49.8	72.7
	B	59.4	38	35	35.1	58.75	46.2	66.6	44.65	80	60
	C	19	13.8	20.5	25	16.5	18	18.9	17.1	13.5	17
	D	36.75	32.8	39.3	41.2	31.9	40.5	46	41.35	28.5	47
	R	3.5	0	0	0	8.5	0	0	0	0	0